CVG Flight Schedule Summary

December 31 - January 6, 2019

Scheduled Departures and Seats by Hour - Concourse A

Departure Hour	Concourse A - Scheduled Departures and Seats by Hour (December 31 - January 6, 2019)													
	Monday		Tuesday		Wednesday		Thursday		Friday		Saturday		Sunday	
	OPS	SEATS	OPS	SEATS	OPS	SEATS	OPS	SEATS	OPS	SEATS	OPS	SEATS	OPS	SEATS
0	-	-	-	-	-	-	-	-	-	-	-	-	-	-
1	-	-	-	-	-	-	-	-	-	-	-	-	-	-
2	-	-	-	-	-	-	-	-	-	-	-	-	-	-
3	-	-	-	-	-	-	-	-	-	-	-	-	-	-
4	-	-	-	-	-	-	-	-	-	-	-	-	-	-
5	2	219	-	-	2	219	2	219	2	219	2	219	1	76
6	6	800	5	462	6	696	5	516	7	876	4	503	5	516
7	3	430	1	180	3	534	3	534	2	354	3	500	5	863
8	3	430	3	433	2	253	2	256	2	253	1	76	3	433
9	4	524	4	575	2	255	4	525	3	398	3	381	3	411
10	2	193	2	219	2	193	2	193	3	370	1	50	1	50
11	2	126	6	734	7	856	5	704	4	486	6	679	7	935
12	1	143	2	253	2	253	2	219	1	143	3	396	2	251
13	1	76	-	-	1	177	-	-	1	76	1	143	-	-
14	5	524	6	650	4	347	5	507	5	524	3	297	5	620
15	4	650	2	327	3	473	2	293	5	827	3	507	1	150
16	3	306	4	413	2	120	3	270	2	120	2	193	4	445
17	1	50	2	193	2	225	4	567	2	193	2	320	3	497
18	2	320	2	405	2	323	2	373	2	320	3	500	1	230
19	3	507	3	266	3	250	3	279	4	427	2	100	3	228
20	1	143	1	175	1	156	1	143	1	143	-	-	1	143
21	-	-	-	-	1	143	1	177	-	-	-	-	1	177
22	-	-	-	-	-	-	-	-	-	-	-	-	-	-
23	-	-	-	-	-	-	-	-	-	-	-	-	-	-
Total	43	5,441	43	5,285	45	5,473	46	5,775	46	5,729	39	4,864	46	6,025

CVG Flight Schedule Summary

December 31 - January 6, 2019

Scheduled Departures and Seats by Hour - Concourse B

Departure Hour	Concourse B - Scheduled Departures and Seats by Hour (December 31 - January 6, 2019)													
	Monday		Tuesday		Wednesday		Thursday		Friday		Saturday		Sunday	
	OPS	SEATS	OPS	SEATS	OPS	SEATS	OPS	SEATS	OPS	SEATS	OPS	SEATS	OPS	SEATS
0	-	-	-	-	-	-	-	-	-	-	-	-	-	-
1	-	-	-	-	-	-	-	-	-	-	-	-	-	-
2	-	-	-	-	-	-	-	-	-	-	-	-	-	-
3	-	-	-	-	-	-	-	-	-	-	-	-	-	-
4	-	-	-	-	-	-	-	-	-	-	-	-	-	-
5	3	255	2	190	3	255	3	255	3	255	3	255	2	115
6	2	207	1	50	6	668	6	668	6	668	4	450	3	460
7	9	957	6	590	9	955	7	640	7	640	12	1,289	8	698
8	8	997	7	839	11	1,387	11	1,387	11	1,387	6	763	6	760
9	4	385	3	365	8	656	10	971	10	971	7	559	5	494
10	2	115	2	115	-	-	-	-	-	-	1	76	6	596
11	3	366	3	286	4	360	3	202	3	306	4	394	5	321
12	4	328	2	94	5	378	6	454	6	480	5	392	4	349
13	5	354	5	369	9	814	6	423	6	507	5	457	7	493
14	2	320	2	316	3	476	2	316	2	316	-	-	2	208
15	5	396	5	396	6	506	6	506	6	506	6	472	7	477
16	-	-	1	76	1	157	2	233	2	233	-	-	4	426
17	3	284	5	393	6	469	6	469	6	553	7	539	13	1,063
18	3	352	2	126	3	352	3	352	3	378	2	302	4	503
19	-	-	2	141	6	611	4	375	4	409	1	65	5	354
20	-	-	2	114	2	139	3	215	3	215	1	70	2	138
21	-	-	1	65	-	-	-	-	-	-	-	-	-	-
22	-	-	-	-	-	-	-	-	-	-	-	-	-	-
23	-	-	-	-	-	-	-	-	-	-	-	-	-	-
Total	53	5,316	51	4,525	82	8,183	78	7,466	78	7,824	64	6,083	83	7,455

CVG Flight Schedule Summary

December 31 - January 6, 2019

Scheduled Departures and Seats by Hour - Terminal 3

Departure Hour	Terminal 3 - Scheduled Departures and Seats by Hour (December 31 - January 6, 2019)													
	Monday		Tuesday		Wednesday		Thursday		Friday		Saturday		Sunday	
	OPS	SEATS	OPS	SEATS	OPS	SEATS	OPS	SEATS	OPS	SEATS	OPS	SEATS	OPS	SEATS
0	-	-	-	-	-	-	-	-	-	-	-	-	-	-
1	-	-	-	-	-	-	-	-	-	-	-	-	-	-
2	-	-	-	-	-	-	-	-	-	-	-	-	-	-
3	-	-	-	-	-	-	-	-	-	-	-	-	-	-
4	-	-	-	-	-	-	-	-	-	-	-	-	-	-
5	5	474	2	190	5	474	5	474	5	474	5	474	3	191
6	8	1,007	6	512	12	1,364	11	1,184	13	1,544	8	953	8	976
7	12	1,387	7	770	12	1,489	10	1,174	9	994	15	1,789	13	1,561
8	11	1,427	10	1,272	13	1,640	13	1,643	13	1,640	7	839	9	1,193
9	8	909	7	940	10	911	14	1,496	13	1,369	10	940	8	905
10	4	308	4	334	2	193	2	193	3	370	2	126	7	646
11	5	492	9	1,020	11	1,216	8	906	7	792	10	1,073	12	1,256
12	5	471	4	347	7	631	8	673	7	623	8	788	6	600
13	6	430	5	369	10	991	6	423	7	583	6	600	7	493
14	7	844	8	966	7	823	7	823	7	840	3	297	7	828
15	9	1,046	7	723	9	979	8	799	11	1,333	9	979	8	627
16	3	306	5	489	3	277	5	503	4	353	2	193	8	871
17	4	334	7	586	8	694	10	1,036	8	746	9	859	16	1,560
18	5	672	4	531	5	675	5	725	5	698	5	802	5	733
19	3	507	5	407	9	861	7	654	8	836	3	165	8	582
20	1	143	3	289	3	295	4	358	4	358	1	70	3	281
21	-	-	1	65	1	143	1	177	-	-	-	-	1	177
22	-	-	-	-	-	-	-	-	-	-	-	-	-	-
23	-	-	-	-	-	-	-	-	-	-	-	-	-	-
Total	96	10,757	94	9,810	127	13,656	124	13,241	124	13,553	103	10,947	129	13,480

CVG Flight Schedule Summary

December 31 - January 6, 2019

Scheduled Departures by Hour - DHL

Departure Hour	DHL - Scheduled Departure Operations by Hour (December 31 - January 6, 2019)						
	Monday	Tuesday	Wednesday	Thursday	Friday	Saturday	Sunday
	OPS	OPS	OPS	OPS	OPS	OPS	OPS
0	40	42	44	44	38	21	12
1	11	-	-	-	-	-	-
2	10	-	-	-	-	-	-
3	12	-	-	-	1	-	-
4	2	2	2	2	2	-	-
5	1	33	35	35	33	-	-
6	-	6	6	6	6	3	-
7	-	1	1	1	2	-	-
8	-	-	-	-	1	2	-
9	-	-	-	-	-	1	-
10	-	-	-	-	-	-	-
11	-	-	-	-	-	-	-
12	2	2	3	2	2	2	2
13	6	7	6	6	7	6	6
14	6	6	6	6	6	6	6
15	1	-	-	-	-	1	2
16	-	-	-	-	-	-	2
17	-	-	-	-	-	-	-
18	-	-	-	-	-	1	2
19	-	-	-	-	-	-	-
20	-	-	-	-	-	-	-
21	-	1	-	-	-	-	1
22	-	-	-	-	-	1	4
23	-	-	-	-	-	-	-
Total	91	100	103	102	98	44	37

CVG Flight Schedule Summary

December 31 - January 6, 2019

Scheduled Departures by Hour - ALL PASSENGER & CARGO CARRIERS

Departure Hour	ALL Aircraft - Scheduled Departure Operations by Hour (December 31 - January 6, 2019)						
	Monday	Tuesday	Wednesday	Thursday	Friday	Saturday	Sunday
	OPS	OPS	OPS	OPS	OPS	OPS	OPS
0	40	42	44	44	38	21	12
1	11	-	-	-	-	-	-
2	10	-	-	-	-	-	-
3	12	-	-	-	1	-	-
4	2	2	2	2	2	-	-
5	6	35	40	40	38	5	3
6	8	12	18	17	19	11	8
7	12	8	13	11	11	15	13
8	11	10	13	13	14	9	9
9	8	7	10	14	13	11	8
10	4	4	2	2	3	2	7
11	5	9	11	8	7	10	12
12	7	6	10	10	9	10	8
13	12	12	16	12	14	12	13
14	13	14	13	13	13	9	13
15	10	7	9	8	11	10	10
16	3	5	3	5	4	2	10
17	4	7	8	10	8	9	16
18	5	4	5	5	5	6	7
19	3	5	9	7	8	3	8
20	1	3	3	4	4	1	3
21	-	2	1	1	-	-	2
22	-	-	-	-	-	1	4
23	-	-	-	-	-	-	-
Total	187	194	230	226	222	147	166

CVG Flight Schedule Summary

December 31 - January 6, 2019

Scheduled Arrivals and Seats by Hour - Concourse A

Arrival Hour	Concourse A - Scheduled Arrival Operations and Seats by Hour (December 31 - January 6, 2019)													
	Monday		Tuesday		Wednesday		Thursday		Friday		Saturday		Sunday	
	OPS	SEATS	OPS	SEATS	OPS	SEATS	OPS	SEATS	OPS	SEATS	OPS	SEATS	OPS	SEATS
0	1	143	1	180	2	323	2	323	2	323	2	323	1	180
1	2	323	-	-	-	-	1	143	-	-	-	-	-	-
2	-	-	-	-	-	-	-	-	-	-	-	-	-	-
3	-	-	-	-	-	-	-	-	-	-	-	-	-	-
4	-	-	-	-	-	-	-	-	-	-	-	-	-	-
5	-	-	-	-	-	-	-	-	-	-	-	-	-	-
6	-	-	-	-	-	-	-	-	-	-	-	-	-	-
7	-	-	-	-	-	-	-	-	-	-	-	-	-	-
8	3	497	-	-	-	-	2	299	1	143	-	-	1	156
9	1	50	2	193	2	193	1	50	2	227	1	50	1	50
10	3	295	4	499	7	882	5	696	5	655	5	655	6	784
11	1	50	2	227	2	227	2	227	1	50	3	370	3	402
12	1	143	-	-	1	177	1	143	1	143	-	-	-	-
13	3	277	5	600	3	277	4	457	3	277	3	370	4	550
14	5	754	3	377	3	400	2	200	5	754	4	577	2	220
15	4	449	4	413	3	263	4	413	4	440	2	193	3	270
16	-	-	2	320	2	355	3	390	1	143	2	323	3	529
17	3	370	3	455	3	370	2	373	3	370	2	320	2	373
18	5	633	2	216	2	200	2	229	2	200	1	50	2	178
19	3	396	5	655	4	459	3	269	5	623	2	126	3	343
20	2	253	2	253	2	219	3	430	2	253	1	76	3	482
21	1	143	-	-	2	354	1	177	-	-	3	506	1	177
22	4	583	3	305	3	276	5	659	5	608	3	303	5	582
23	3	399	4	469	3	326	4	469	4	469	7	1,002	3	399
Total	45	5,758	42	5,162	44	5,301	47	5,947	46	5,678	41	5,244	43	5,675

CVG Flight Schedule Summary

December 31 - January 6, 2019

Scheduled Arrivals and Seats by Hour - Concourse B

Arrival Hour	Concourse B - Scheduled Arrival Operations and Seats by Hour (December 31 - January 6, 2019)													
	Monday		Tuesday		Wednesday		Thursday		Friday		Saturday		Sunday	
	OPS	SEATS	OPS	SEATS	OPS	SEATS	OPS	SEATS	OPS	SEATS	OPS	SEATS	OPS	SEATS
0	1	50	-	-	1	50	1	50	1	50	1	50	1	50
1	-	-	-	-	1	65	-	-	-	-	-	-	-	-
2	-	-	-	-	-	-	-	-	-	-	-	-	-	-
3	-	-	-	-	1	44	-	-	-	-	-	-	-	-
4	-	-	-	-	-	-	-	-	-	-	-	-	-	-
5	1	160	-	-	-	-	1	160	2	320	1	160	2	340
6	3	500	-	-	-	-	3	500	2	340	2	340	-	-
7	-	-	-	-	-	-	-	-	-	-	-	-	-	-
8	1	65	-	-	5	420	5	420	5	420	1	65	-	-
9	1	50	-	-	1	50	1	50	1	50	1	50	2	210
10	3	258	3	284	5	404	4	246	4	246	4	286	-	-
11	3	284	1	50	4	334	4	334	4	334	3	191	5	392
12	5	511	3	196	6	479	5	322	5	322	6	504	6	398
13	5	522	4	442	6	695	5	537	5	537	4	362	3	303
14	5	626	5	523	5	626	6	783	6	702	6	665	7	789
15	4	507	4	507	5	583	5	499	5	499	3	347	6	545
16	2	316	1	44	1	158	1	158	1	158	3	278	7	754
17	6	361	8	595	8	487	9	645	9	645	6	381	7	405
18	2	236	2	236	4	551	2	318	1	110	2	236	4	469
19	4	444	6	594	9	813	8	655	8	655	4	358	7	488
20	3	202	2	126	3	320	4	396	5	556	3	286	3	170
21	4	351	3	191	4	351	5	427	6	537	4	267	8	577
22	4	423	4	342	8	890	7	814	7	814	5	502	11	1,016
23	1	160	2	236	3	312	4	492	4	433	4	551	4	466
Total	58	6,026	48	4,366	80	7,632	80	7,806	81	7,728	63	5,879	83	7,372

CVG Flight Schedule Summary

December 31 - January 6, 2019

Scheduled Arrivals and Seats by Hour - Terminal 3

Arrival Hour	Terminal 3 - Scheduled Arrival Operations and Seats by Hour (December 31 - January 6, 2019)													
	Monday		Tuesday		Wednesday		Thursday		Friday		Saturday		Sunday	
	OPS	SEATS	OPS	SEATS	OPS	SEATS	OPS	SEATS	OPS	SEATS	OPS	SEATS	OPS	SEATS
0	2	193	1	180	3	373	3	373	3	373	3	373	2	230
1	2	323	-	-	1	65	1	143	-	-	-	-	-	-
2	-	-	-	-	-	-	-	-	-	-	-	-	-	-
3	-	-	-	-	1	44	-	-	-	-	-	-	-	-
4	-	-	-	-	-	-	-	-	-	-	-	-	-	-
5	1	160	-	-	-	-	1	160	2	320	1	160	2	340
6	3	500	-	-	-	-	3	500	2	340	2	340	-	-
7	-	-	-	-	-	-	-	-	-	-	-	-	-	-
8	4	562	-	-	5	420	7	719	6	563	1	65	1	156
9	2	100	2	193	3	243	2	100	3	277	2	100	3	260
10	6	553	7	783	12	1,286	9	942	9	901	9	941	6	784
11	4	334	3	277	6	561	6	561	5	384	6	561	8	794
12	6	654	3	196	7	656	6	465	6	465	6	504	6	398
13	8	799	9	1,042	9	972	9	994	8	814	7	732	7	853
14	10	1,380	8	900	8	1,026	8	983	11	1,456	10	1,242	9	1,009
15	8	956	8	920	8	846	9	912	9	939	5	540	9	815
16	2	316	3	364	3	513	4	548	2	301	5	601	10	1,283
17	9	731	11	1,050	11	857	11	1,018	12	1,015	8	701	9	778
18	7	869	4	452	6	751	4	547	3	310	3	286	6	647
19	7	840	11	1,249	13	1,272	11	924	13	1,278	6	484	10	831
20	5	455	4	379	5	539	7	826	7	809	4	362	6	652
21	5	494	3	191	6	705	6	604	6	537	7	773	9	754
22	8	1,006	7	647	11	1,166	12	1,473	12	1,422	8	805	16	1,598
23	4	559	6	705	6	638	8	961	8	902	11	1,553	7	865
Total	103	11,784	90	9,528	124	12,933	127	13,753	127	13,406	104	11,123	126	13,047

CVG Flight Schedule Summary

December 31 - January 6, 2019

Scheduled Arrivals by Hour - DHL

Arrival Hour	DHL - Scheduled Arrival Operations by Hour (December 31 - January 6, 2019)						
	Monday	Tuesday	Wednesday	Thursday	Friday	Saturday	Sunday
	OPS	OPS	OPS	OPS	OPS	OPS	OPS
0	51	58	59	58	60	25	162
1	13	17	19	19	14	-	-
2	6	4	4	4	5	-	-
3	4	2	2	2	2	-	-
4	-	-	-	-	-	-	-
5	-	-	-	-	-	-	-
6	-	-	-	-	-	-	-
7	-	-	-	-	-	-	-
8	3	3	3	3	3	3	-
9	3	3	3	3	3	3	-
10	8	9	9	9	9	10	7
11	-	-	-	-	-	-	2
12	-	-	-	-	-	2	-
13	1	-	-	-	-	-	-
14	-	-	-	-	-	-	-
15	-	-	-	-	-	1	2
16	-	-	-	-	-	-	-
17	-	-	-	-	-	-	-
18	-	-	-	-	-	-	-
19	-	1	1	-	-	1	1
20	-	-	-	-	-	1	-
21	-	-	-	-	-	-	-
22	-	1	1	1	-	-	-
23	2	2	2	3	2	-	-
Total	91	100	103	102	98	46	174

CVG Flight Schedule Summary

December 31 - January 6, 2019

Scheduled Arrivals by Hour - ALL PASSENGER & CARGO CARRIERS

Arrival Hour	ALL Aircraft - Scheduled Arrival Operations by Hour (December 31 - January 6, 2019)						
	Monday	Tuesday	Wednesday	Thursday	Friday	Saturday	Sunday
	OPS	OPS	OPS	OPS	OPS	OPS	OPS
0	53	59	62	61	63	28	164
1	15	17	20	20	14	-	-
2	6	4	4	4	5	-	-
3	4	2	3	2	2	-	-
4	-	-	-	-	-	-	-
5	1	-	-	1	2	1	2
6	3	-	-	3	2	2	-
7	-	-	-	-	-	-	-
8	7	3	8	10	9	4	1
9	5	5	6	5	6	5	3
10	14	16	21	18	18	19	13
11	4	3	6	6	5	6	10
12	6	3	7	6	6	8	6
13	9	9	9	9	8	7	7
14	10	8	8	8	11	10	9
15	8	8	8	9	9	6	11
16	2	3	3	4	2	5	10
17	9	11	11	11	12	8	9
18	7	4	6	4	3	3	6
19	7	12	14	11	13	7	11
20	5	4	5	7	7	5	6
21	5	3	6	6	6	7	9
22	8	8	12	13	12	8	16
23	6	8	8	11	10	11	7
Total	194	190	227	229	225	150	300

CVG Flight Schedule Summary

December 31 - January 6, 2019

Earliest and Latest Scheduled Departures by Airline

DATE	All Departures		AA Departures		AC Departures		DL Departures		F9 Departures		G4 Departures		UA Departures		VB Departures		WN Departures	
	Earliest	Latest	Earliest	Latest	Earliest	Latest	Earliest	Latest	Earliest	Latest	Earliest	Latest	Earliest	Latest	Earliest	Latest	Earliest	Latest
Monday, December 31, 2018	534	2010	534	1800	650	1615	600	1822	600	1905	630	1931	545	1938	0	0	535	2010
Tuesday, January 1, 2019	534	2130	534	2130	650	1615	600	1803	700	1905	830	1505	632	1955	0	0	600	2020
Wednesday, January 2, 2019	530	2100	534	2027	650	1615	600	2036	600	1820	630	2036	550	1955	0	0	530	2100
Thursday, January 3, 2019	534	2114	534	2027	650	1615	600	2036	700	1842	630	2114	550	1955	0	0	535	2010
Friday, January 4, 2019	534	2036	534	2027	650	1615	600	2036	600	1548	630	1945	550	1955	0	0	535	2010
Saturday, January 5, 2019	534	2027	534	2027	1100	1615	600	1820	600	1820	630	1825	550	1955	0	0	550	1800
Sunday, January 6, 2019	536	2114	536	1952	650	1615	600	2038	700	1842	630	2114	550	1955	740	740	605	2015

Earliest and Latest Scheduled Arrivals by Airline

DATE	All Arrivals		AA Arrivals		AC Arrivals		DL Arrivals		F9 Arrivals		G4 Arrivals		UA Arrivals		VB Arrivals		WN Arrivals	
	Earliest	Latest	Earliest	Latest	Earliest	Latest	Earliest	Latest	Earliest	Latest	Earliest	Latest	Earliest	Latest	Earliest	Latest	Earliest	Latest
Monday, December 31, 2018	11	2355	11	2228	1545	2210	518	2341	113	2323	809	2235	955	2306	0	0	15	2355
Tuesday, January 1, 2019	52	2344	1057	2331	1030	2210	1000	2341	52	2325	1109	2034	955	2344	0	0	910	2340
Wednesday, January 2, 2019	11	2344	11	2331	1030	2210	836	2344	18	2322	1050	2142	955	2344	0	0	35	2025
Thursday, January 3, 2019	11	2345	11	2331	1545	2210	518	2344	23	2325	837	2254	955	2344	0	0	15	2345
Friday, January 4, 2019	11	2347	11	2331	1545	2205	501	2347	18	2323	922	2246	955	2344	0	0	30	2345
Saturday, January 5, 2019	11	2354	11	2331	1545	2210	518	2354	52	2325	1122	2318	955	2347	2110	2110	30	2330
Sunday, January 6, 2019	11	2359	11	2332	1030	2210	501	2359	23	2322	832	2254	955	2306	0	0	1025	2350

Airline Codes	
AA	American Airlines
AC	Air Canada
DL	Delta Airlines
F9	Frontier Airlines
G4	Allegiant Airlines
UA	United Airlines
VB	Viva Aerobus
WN	Southwest Airlines

CVG Flight Schedule Summary

December 31 - January 6, 2019

Departures By Day

	31-Dec	1-Jan	2-Jan	3-Jan	4-Jan	5-Jan	6-Jan	**Weekly Total**	**%**
AA	25	28	30	30	30	30	29	**202**	**25%**
AC	2	3	3	2	2	2	3	**17**	**2%**
DL	28	23	52	48	48	34	54	**287**	**36%**
F9	5	6	6	6	5	6	6	**40**	**5%**
G4	11	7	9	10	11	8	11	**67**	**8%**
UA	17	18	19	19	19	15	17	**124**	**16%**
VB	0	0	0	0	0	0	1	**1**	**0%**
WN	8	9	8	9	9	8	8	**59**	**7%**
Total	**96**	**94**	**127**	**124**	**124**	**103**	**129**	**797**	**100%**

Airline Codes	
AA	American Airlines
AC	Air Canada
DL	Delta Airlines
F9	Frontier Airlines
G4	Allegiant Airlines
UA	United Airlines
VB	Viva Aerobus
WN	Southwest Airlines

Arrivals By Day

	31-Dec	1-Jan	2-Jan	3-Jan	4-Jan	5-Jan	6-Jan	**Weekly Total**	**%**
AA	26	25	32	30	30	29	29	**201**	**25%**
AC	2	3	3	2	2	2	3	**17**	**2%**
DL	32	23	48	50	51	34	54	**292**	**36%**
F9	5	6	6	6	5	6	6	**40**	**5%**
G4	11	7	9	10	11	8	11	**67**	**8%**
UA	17	18	19	19	19	15	16	**123**	**15%**
VB	0	0	0	0	0	1	0	**1**	**0%**
WN	10	8	7	10	9	9	7	**60**	**7%**
Total	**103**	**90**	**124**	**127**	**127**	**104**	**126**	**801**	**100%**

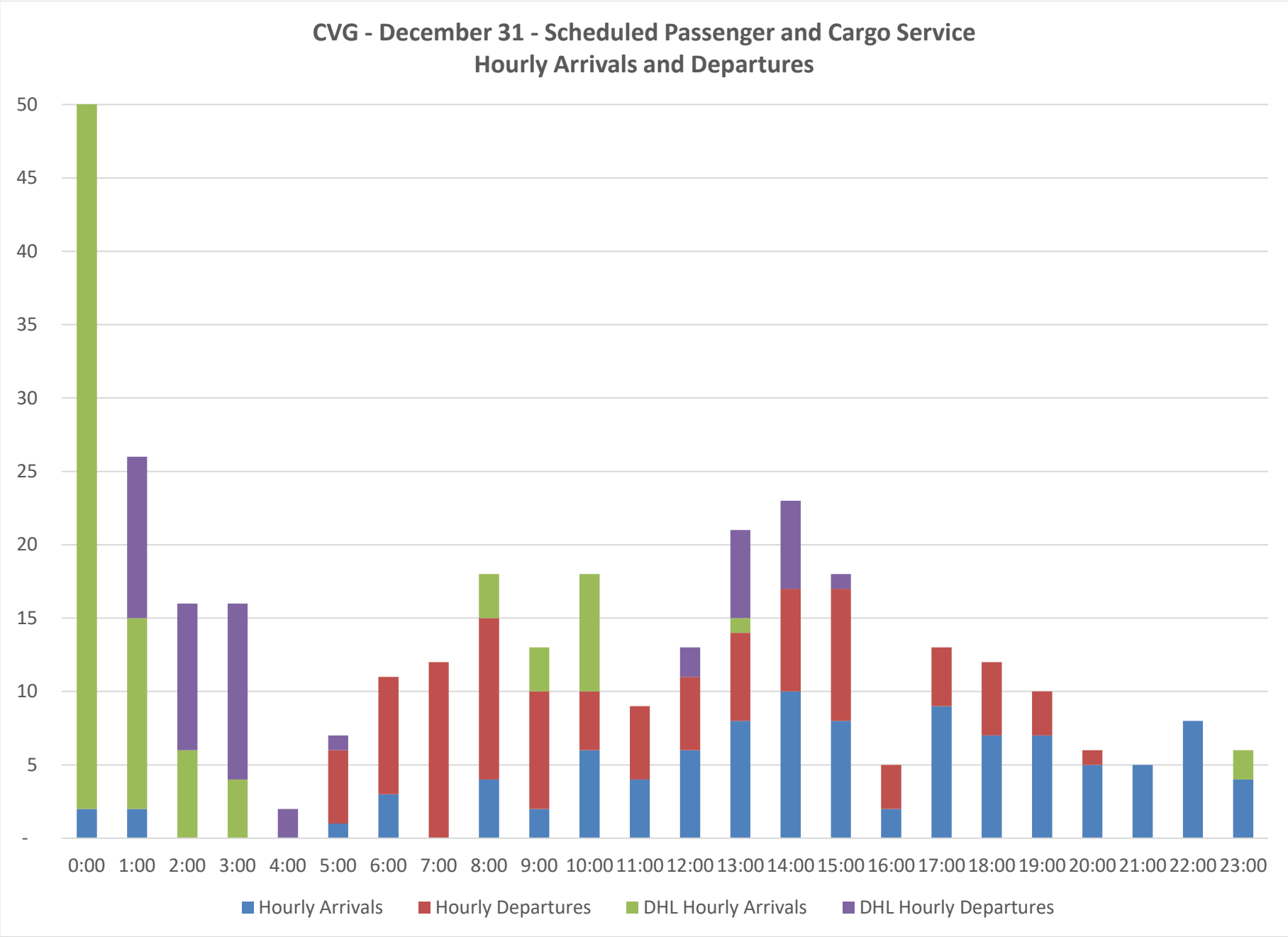
CVG - December 31 - Scheduled Passenger and Cargo Service
Hourly Arrivals and Departures
50
45
40
35
30
25
20
15
10
5
-
0:00
1:00
2:00
3:00
4:00
5:00
6:00
7:00
8:00
9:00
10:00
11:00
12:00
13:00
14:00
15:00
16:00
17:00
18:00
19:00
20:00
21:00
22:00
23:00
Hourly Arrivals
Hourly Departures
DHL Hourly Arrivals
DHL Hourly Departures

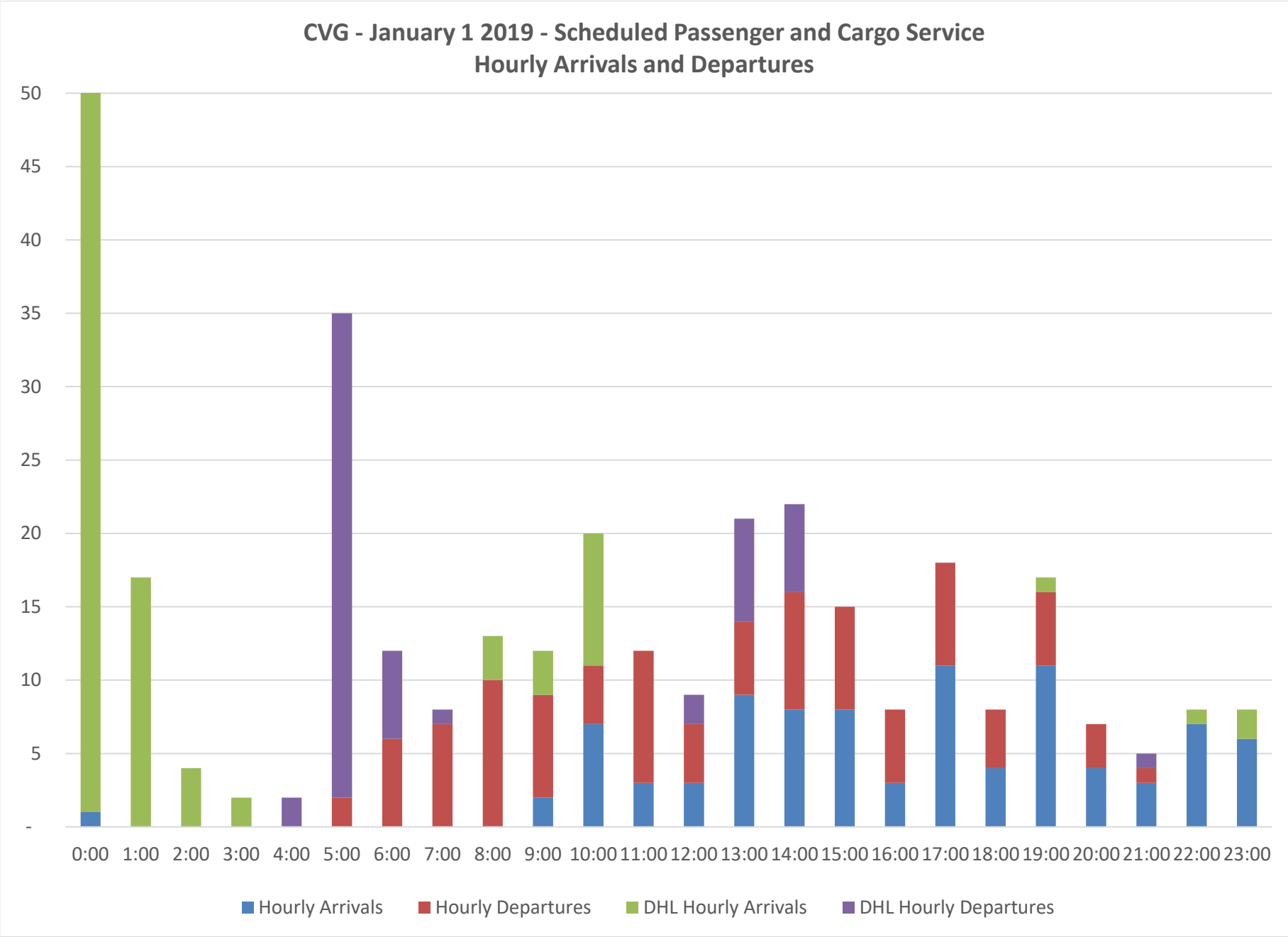
CVG - January 1 2019 - Scheduled Passenger and Cargo Service
Hourly Arrivals and Departures
50
45
40
35
30
25
20
15
10
5
-
0:00
1:00
2:00
3:00
4:00
5:00
6:00
7:00
8:00
9:00
10:00
11:00
12:00
13:00
14:00
15:00
16:00
17:00
18:00
19:00
20:00
21:00
22:00
23:00
Hourly Arrivals
Hourly Departures
DHL Hourly Arrivals
DHL Hourly Departures

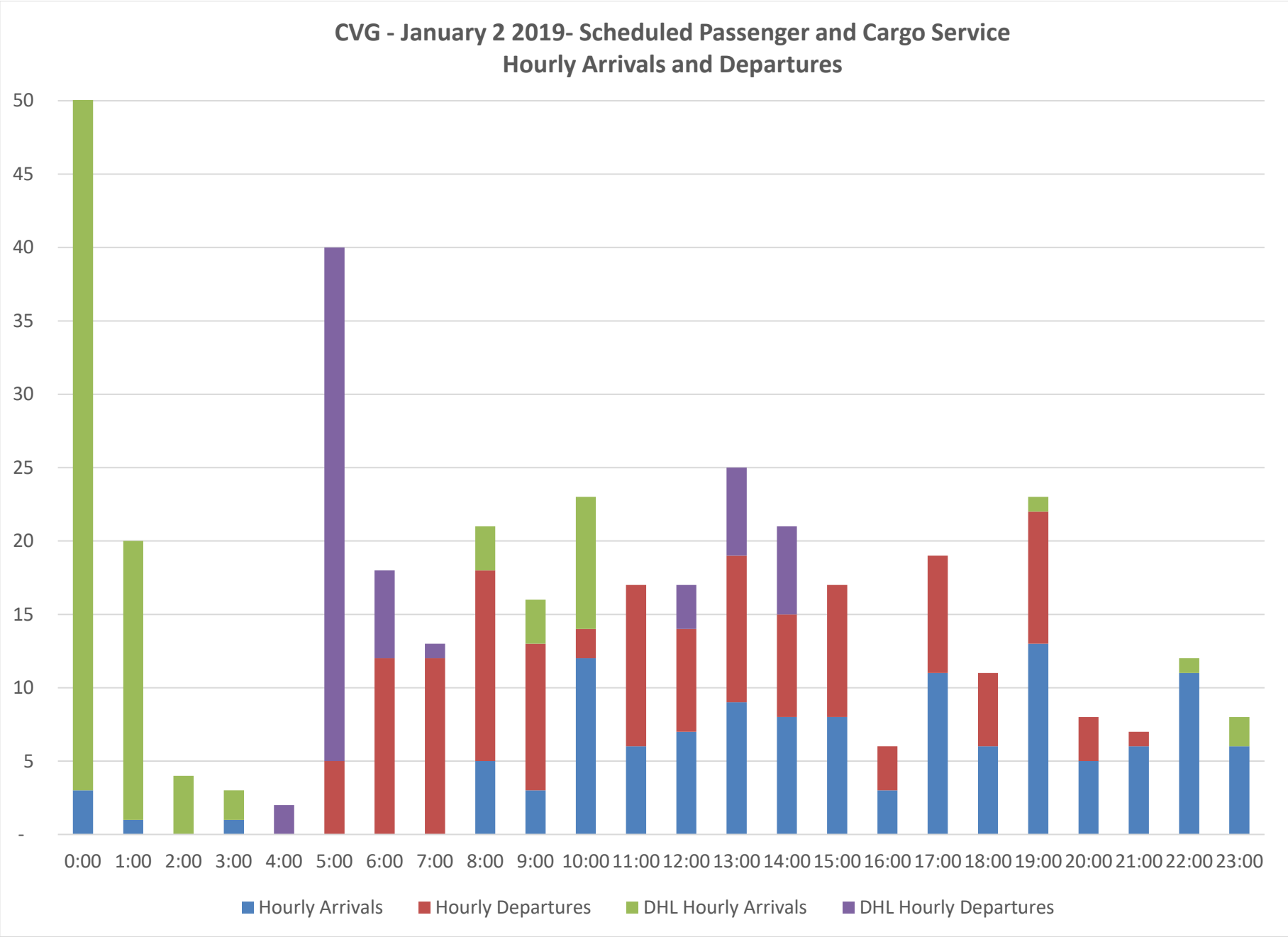
CVG - January 2 2019- Scheduled Passenger and Cargo Service
Hourly Arrivals and Departures
50
45
40
35
30
25
20
15
10
5
-
0:00
1:00
2:00
3:00
4:00
5:00
6:00
7:00
8:00
9:00
10:00
11:00
12:00
13:00
14:00
15:00
16:00
17:00
18:00
19:00
20:00
21:00
22:00
23:00
Hourly Arrivals
Hourly Departures
DHL Hourly Arrivals
DHL Hourly Departures

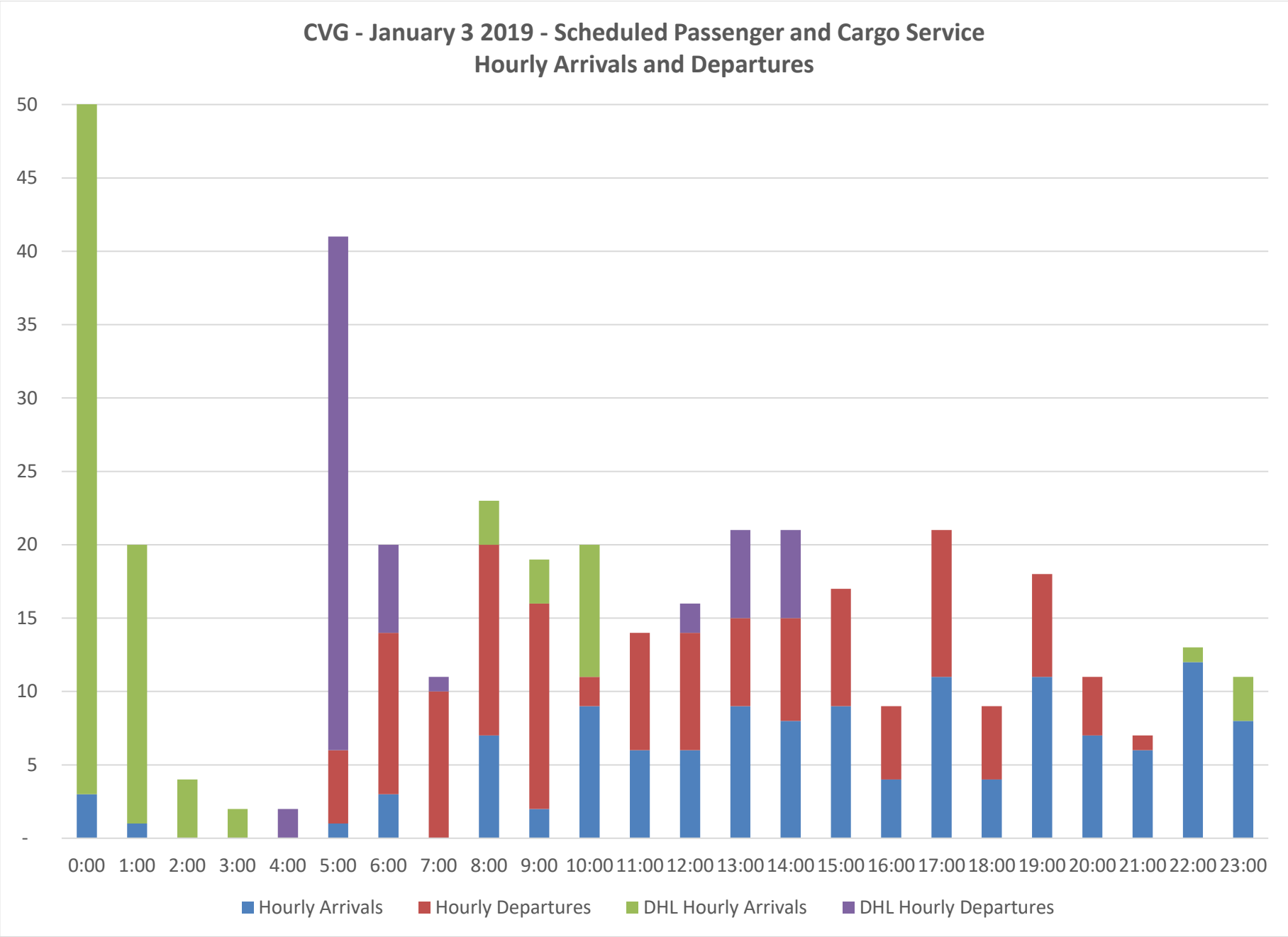
CVG - January 3 2019 - Scheduled Passenger and Cargo Service
Hourly Arrivals and Departures
50
45
40
35
30
25
20
15
10
5
-
0:00
1:00
2:00
3:00
4:00
5:00
6:00
7:00
8:00
9:00
10:00
11:00
12:00
13:00
14:00
15:00
16:00
17:00
18:00
19:00
20:00
21:00
22:00
23:00
Hourly Arrivals
Hourly Departures
DHL Hourly Arrivals
DHL Hourly Departures

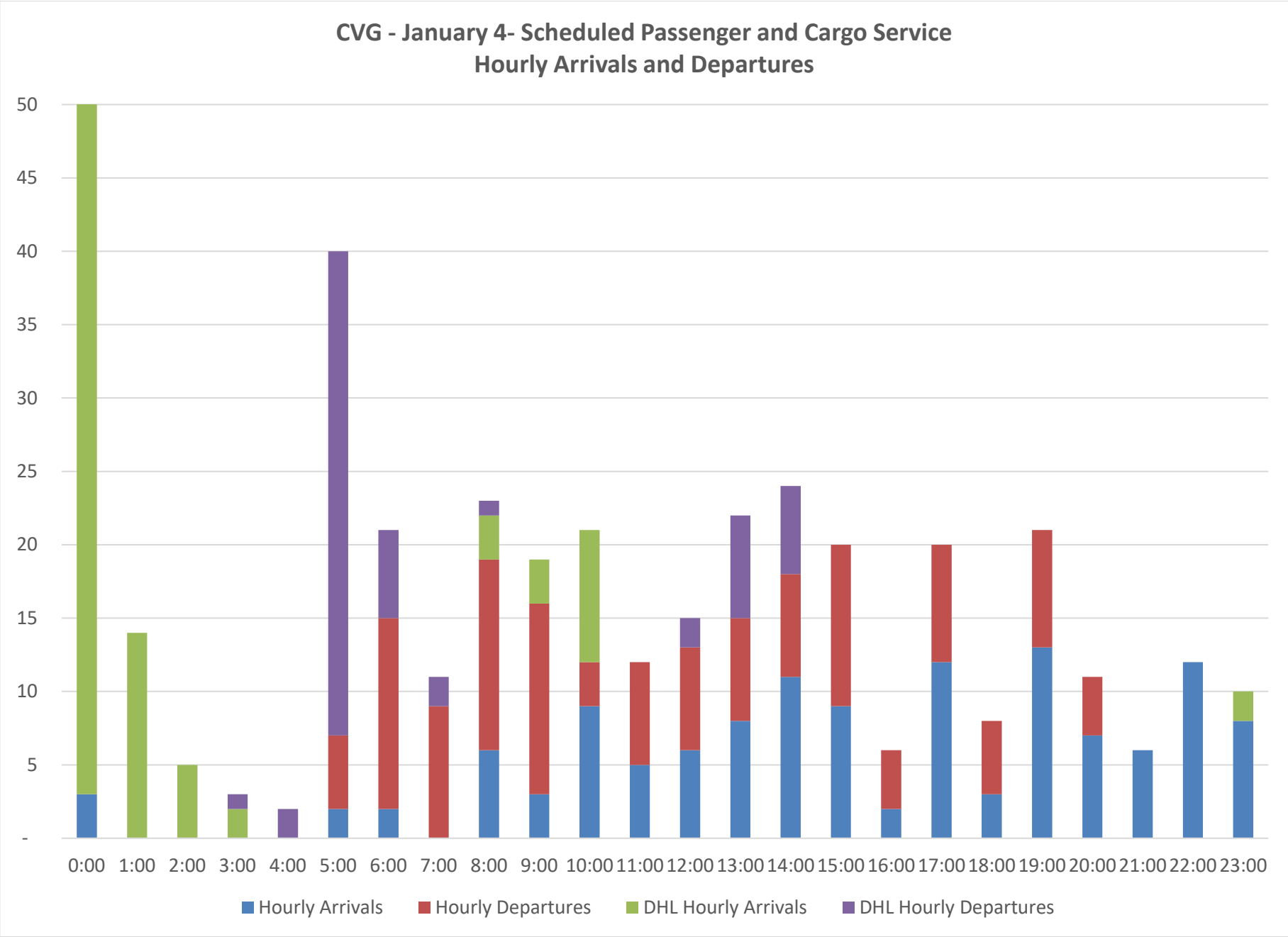
CVG - January 4- Scheduled Passenger and Cargo Service
Hourly Arrivals and Departures
50
45
40
35
30
25
20
15
10
5
-
0:00
1:00
2:00
3:00
4:00
5:00
6:00
7:00
8:00
9:00
10:00
11:00
12:00
13:00
14:00
15:00
16:00
17:00
18:00
19:00
20:00
21:00
22:00
23:00
Hourly Arrivals
Hourly Departures
DHL Hourly Arrivals
DHL Hourly Departures

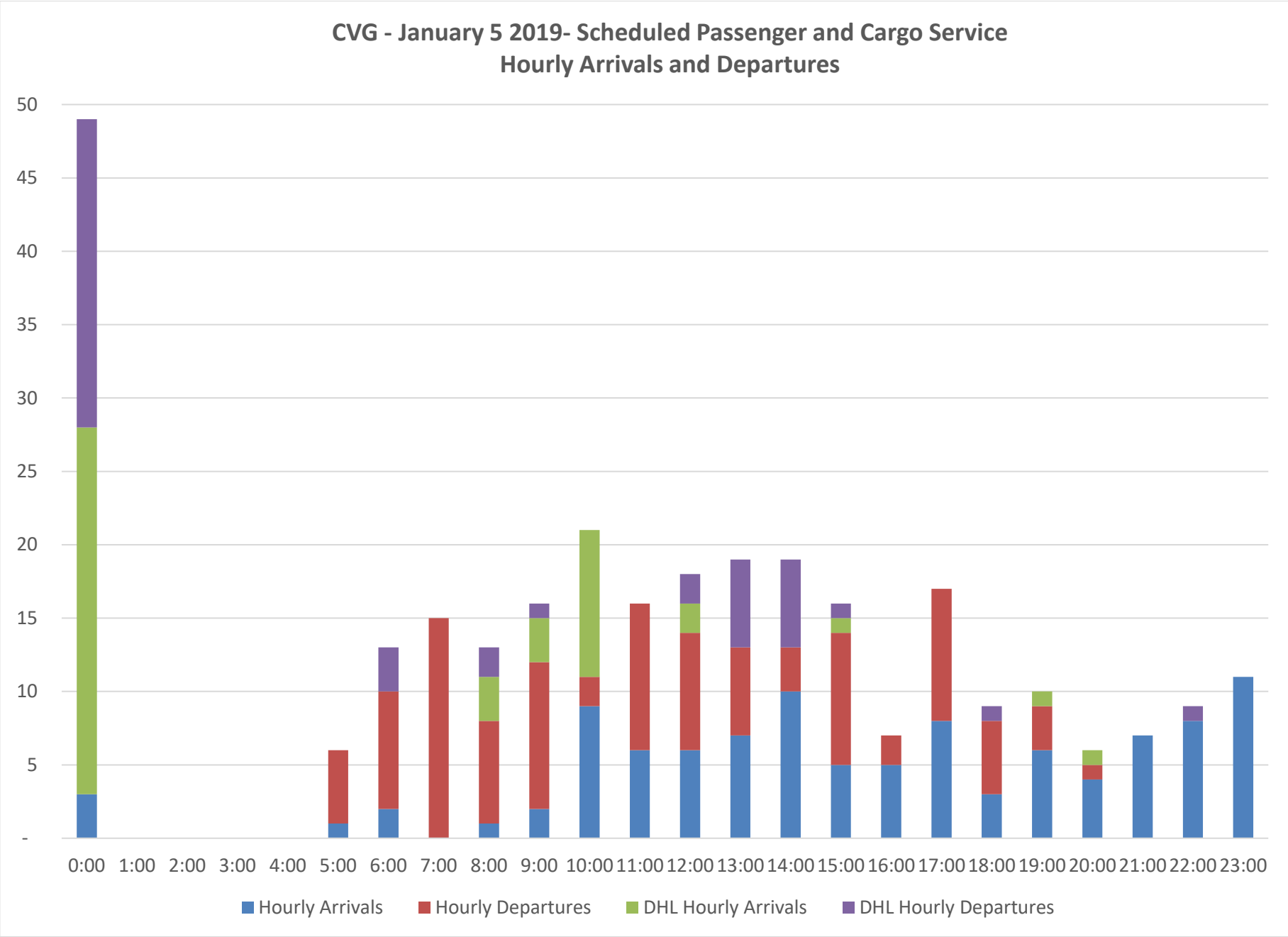
CVG - January 5 2019- Scheduled Passenger and Cargo Service
Hourly Arrivals and Departures
50
45
40
35
30
25
20
15
10
5
-
0:00
1:00
2:00
3:00
4:00
5:00
6:00
7:00
8:00
9:00
10:00
11:00
12:00
13:00
14:00
15:00
16:00
17:00
18:00
19:00
20:00
21:00
22:00
23:00
Hourly Arrivals
Hourly Departures
DHL Hourly Arrivals
DHL Hourly Departures

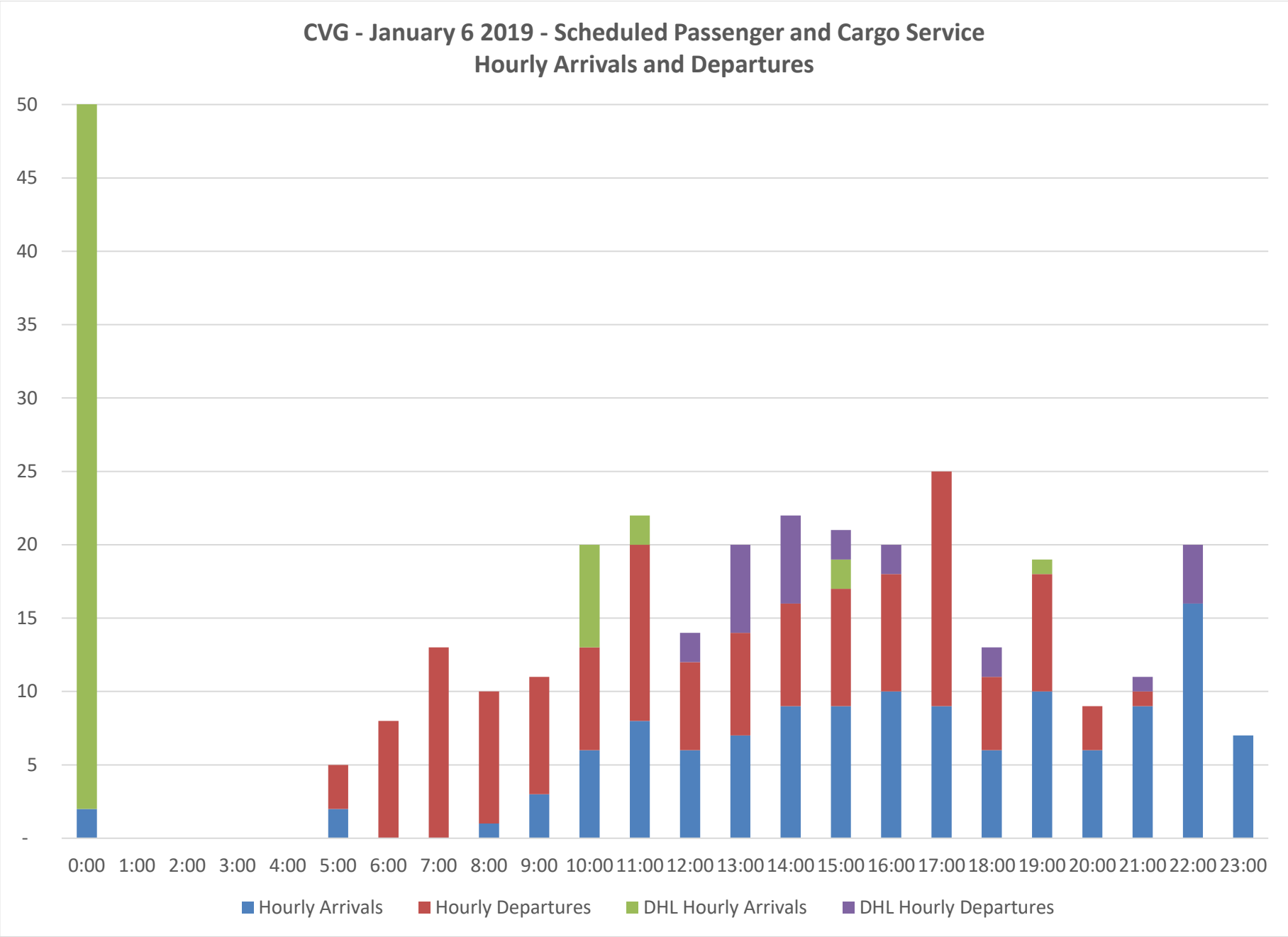
CVG - January 6 2019 - Scheduled Passenger and Cargo Service
Hourly Arrivals and Departures
50
45
40
35
30
25
20
15
10
5
-
0:00
1:00
2:00
3:00
4:00
5:00
6:00
7:00
8:00
9:00
10:00
11:00
12:00
13:00
14:00
15:00
16:00
17:00
18:00
19:00
20:00
21:00
22:00
23:00
Hourly Arrivals
Hourly Departures
DHL Hourly Arrivals
DHL Hourly Departures

Seats	Equip	Mkt Al	Flight	Stops	Orig	Dep Time	Hub Time	Arr Time
50	ER4	AA	3507	0	icago-O'Ha	2200	11	
143	73W	WN	656	0	Baltimore, M	2240	15	
143	73W	WN	639	0	hicago-Midwa	2255	100	
180	320	F9	1161	0	Fort Myers,	2244	113	
160	738	DL	2711	0	Las Vegas, N	2245	518	
							534	725
							534	824
							535	705
							545	748
							551	738
							600	722
							600	832
160	738	DL	1997	0	os Angeles,	2255	603	
160	738	DL	518	0	: Seattle, WA	2300	619	
180	739	DL	1894	0	an Francisco	2300	627	
							630	800
							630	909
							632	704
							635	650
							645	925
							650	823
							700	810
							700	853
							700	900
							700	934
							703	740
							710	849
							710	857
							710	925
							715	930
							730	932
							745	1006
							747	939
							800	1013
							800	1034
							802	1025
							805	1125
177	320	G4	858	0	. Petersburg	600	809	
							815	850
177	320	G4	1706	0	rt Lauderdale	600	829	
							831	1029
							838	1025
							840	1040
							841	917
143	73W	WN	3182	0	hicago-Midwa	635	845	

65	CR7	AA	5209	0	lotte-Dougl	730	853	
							854	1101
							855	1007
							900	1057
							910	1122
							914	1142
50	ER4	AA	3389	0	icago-O'Har	705	917	
							920	930
							920	1035
							924	1113
							925	1051
							942	1013
50	CRJ	UA	4867	0	icago-O'Ha	735	955	
50	CRJ	DL	3297	0	: Detroit, M	830	1004	
143	73W	WN	2743	0	Baltimore, M	825	1015	
							1019	1135
158	M90	DL	2011	0	: Atlanta, GA	859	1022	
							1025	1150
							1037	1205
							1045	1205
76	E7W	UA	3556	0	: Newark, N	830	1052	
76	E7W	UA	6328	0	n-Intercontin	735	1056	
50	ER4	AA	4082	0	icago-O'Har	840	1057	
50	CRJ	UA	5868	0	icago-O'Har	845	1105	
							1106	1203
							1110	1240
							1123	1150
76	E75	AA	3457	0	las/Fort Wor	821	1131	
158	M90	DL	2825	0	: Atlanta, GA	1010	1135	
							1135	1205
50	ER4	AA	3806	0	: Miami, FL,	853	1139	
							1149	1353
143	73W	WN	2693	0	icago-Midwa	955	1200	
							1201	1342
							1204	1443
76	CR9	DL	3438	0	York-La Guar	940	1214	
							1220	1355
44	ERD	AA	3724	0	York-La Guar	955	1222	
76	CR9	AA	5547	0	hiladelphia,	1030	1229	
							1230	1240
157	320	DL	968	0	: Tampa, FL	1025	1234	
							1249	1444
158	M90	DL	2428	0	Fort Myers,	1030	1258	
							1300	1453
76	CR9	AA	5091	0	rlotte-Dougla	1135	1304	
							1307	1444
177	320	G4	1305	0	unta Gorda	1058	1310	

76	CR9	DL	3374	0	eapolis/St. P	1001	1311	
160	738	DL	1333	0	: Orlando, I	1100	1311	
							1315	1512
160	738	DL	1694	0	Atlanta, G	1206	1326	
							1334	1511
							1335	1440
							1340	1455
50	CRJ	DL	3282	0	: Detroit, M	1220	1345	
50	ERJ	UA	4368	0	: Newark, N	1129	1349	
50	CRJ	UA	4868	0	icago-O'Har	1135	1355	
177	320	G4	1349	0	: Newark, N	1200	1400	
							1400	1503
160	738	DL	2527	0	t Lauderdal	1130	1402	
70	CR7	UA	6124	0	hington-Dull	1230	1404	
							1404	1615
226	76W	DL	229	0	Paris-De Ga	1025	1411	
							1415	1544
							1420	1623
							1427	1453
177	320	G4	1333	0	Savannah,	1305	1442	
150	320	UA	414	0	: Denver, C	959	1443	
65	CR7	AA	5033	0	lotte-Dougl	1320	1445	
							1445	1606
110	717	DL	1731	0	Boston, M	1212	1446	
							1450	1637
65	CR7	AA	5379	0	hiladelphia,	1259	1453	
180	320	F9	1868	0	: Phoenix, A	922	1458	
50	ER4	AA	3999	0	icago-O'Har	1251	1500	
143	73W	WN	3106	0	Baltimore, M	1330	1510	
160	738	DL	2545	0	alt Lake City	945	1513	
							1515	1704
140	M80	AA	2610	0	las/Fort Wor	1215	1518	
180	320	F9	1620	0	: Orlando, F	1309	1524	
							1529	1553
							1529	1709
							1532	1730
							1532	1734
							1535	1650
157	320	DL	932	0	N : Cancun,	1220	1541	
50	CRJ	AC	7325	0	Toronto, O	1405	1545	
							1545	1550
76	E7W	UA	6101	0	n-Intercontir	1220	1546	
							1548	1715
							1558	1744
							1614	1827
							1615	1748
158	M90	DL	1788	0	Atlanta, G	1458	1624	

							1645	1845
158	M90	DL	2178	0	eapolis/St. P	1404	1646	
50	CRJ	UA	4807	0	nicago-O'Har	1440	1700	
65	CR7	AA	5639	0	hiladelphia,	1505	1703	
76	CR9	AA	5407	0	rlotte-Dougl	1544	1705	
							1710	1856
50	CRJ	DL	5217	0	: Detroit, M	1550	1716	
44	ERD	AA	4177	0	w York-JFK	1455	1720	
50	ER4	AA	3972	0	nicago-O'Har	1507	1720	
76	E75	AA	4680	0	: Miami, FL,	1441	1725	
177	320	G4	1361	0	os Angeles,	1017	1728	
143	73W	WN	3137	0	: Denver, C(	1250	1735	
							1735	1915
							1745	1819
							1757	1826
							1800	2039
							1803	1917
							1810	1820
180	320	F9	648	0	: Denver, C(	1340	1815	
150	320	UA	501	0	n Francisco	1047	1816	
							1818	1904
160	738	DL	2519	0	os Angeles,	1115	1821	
76	CR9	DL	3287	0	'ork-La Gua	1555	1821	
							1822	825
177	320	G4	540	0	: Phoenix, A	1314	1846	
50	ERJ	UA	4031	0	: Newark, N	1627	1847	
76	E7W	UA	6264	0	hington-Dull	1715	1856	
							1905	2020
177	320	G4	1311	0	acksonville,	1722	1911	
158	M90	DL	1872	0	Atlanta, G	1746	1912	
160	738	DL	803	0	: Orlando, F	1706	1914	
76	CR9	AA	5704	0	lotte-Dougl	1755	1925	
							1931	2124
143	73W	WN	3890	0	icago-Midv	1730	1935	
							1938	2155
76	E7W	UA	6059	0	-Interconti	1625	1946	
50	ER4	AA	3510	0	nicago-O'Har	1740	1954	
							2010	2110
76	E7W	UA	5318	0	icago-O'Ha	1753	2016	
177	320	G4	1301	0	ando-Sanfor	1819	2024	
76	CR9	AA	5300	0	hiladelphia,	1825	2031	
76	CR9	DL	5373	0	ew York-JFK,	1815	2035	
50	ER4	AA	3467	0	icago-O'Ha	1840	2058	

143	73W	WN	665	0	3altimore, M	1920	2100	
76	CR9	AA	5259	0	lotte-Dougl	1945	2110	
65	CR7	AA	5673	0	ngton-Nati	1935	2112	
160	738	DL	935	0	: Denver, CO	1649	2118	
50	CRJ	DL	5037	0	: Detroit, M	2010	2138	
50	CRJ	AC	7345	0	Toronto, O	2030	2210	
140	M80	AA	2309	0	las/Fort Wor	1900	2212	
157	320	DL	2523	0	: Phoenix, AZ	1659	2221	
50	ER4	AA	3676	0	: Miami, FL,	1940	2228	
177	320	G4	1309	0	.as Vegas, N	1548	2234	
177	320	G4	1343	0	Ft Walton E	1949	2235	
179	739	UA	1505	0	: Denver, CO	1759	2237	
76	CR9	DL	3408	0	eapolis/St. P	1935	2245	
76	E7W	UA	6061	0	-Interconti	1945	2306	
180	320	F9	1120	0	.as Vegas, N	1632	2323	
160	738	DL	2902	0	Atlanta, GA	2222	2341	
143	73W	WN	1232	0	nicago-Midwa	2150	2355	
Seats	Equip	Mkt Al	Flight	Stops	Orig	Dep Time	Hub Time	Arr Time

Schedule Daily Bank Structure Report run on December 20, 2018 in 1.02 seconds by CVG-AK with parameters:

Marketing Airlines	
Trip Origin	CVG
ntry/Region	
tage Length	0 To 25000
Stops	0
ats Between	0 And 999
ing Airlines?	No
Include Rest	No
Show Airpor	No
Service Typ	Passenger (Air - All)
Travel Perio	on December 31, 2018

n directions? ɔ (Half Alpha)

Dest	Stops	Mkt Al	Flight	Equip	Seats	DEP Time	AA	AC	DL	UA	F9
as/Fort Wo	0	AA	2293	M80	140	534	534				
: Miami, FL,	0	AA	3638	ER4	50	534	534				
Baltimore, M	0	WN	2556	73W	143	535					
: Newark, N	0	UA	3593	E7W	76	545				545	
hiladelphia,	0	AA	5417	CR7	65	551	551				
: Detroit, M	0	DL	3496	CRJ	50	600			600		
: Phoenix, A	0	F9	1869	320	180	600					600
Savannah, (	0	G4	1332	320	177	630					
: Phoenix, A	0	DL	2911	320	157	630			630		
icago-O'Ha	0	UA	5369	CR7	70	632				632	
icago-Midv	0	WN	1514	73W	143	635					
Fort Myers,	0	F9	1160	320	180	645					645
Toronto, O	0	AC	7358	CRJ	50	650		650			
eapolis/St. F	0	DL	3328	CR9	76	700			700		
-Interconti	0	UA	6242	E7W	76	700				700	
: Newark, N	0	G4	1348	320	177	700					
Fort Myers,	0	DL	2428	M90	158	700			700		
icago-O'Ha	0	AA	4094	ER4	50	703	703				
: Atlanta, GA	0	DL	2315	738	160	710			710		
lotte-Dougl	0	AA	5208	CR9	76	710	710				
: Tampa, FL	0	DL	968	320	157	710			710		
ork-La Gua	0	AA	3938	ERD	44	715	715				
os Angeles,	0	G4	1360	320	177	730					
: Orlando, I	0	DL	1333	738	160	745			745		
hiladelphia,	0	AA	5039	CR9	76	747	747				
unta Gorda	0	G4	1304	320	177	800					
t Lauderdal	0	DL	2527	738	160	800			800		
lt Lake City	0	DL	2466	M90	158	802			802		
N : Cancun,	0	DL	931	320	157	805			805		
icago-O'Ha	0	UA	5278	E7W	76	815				815	
lotte-Dougl	0	AA	5027	CR9	76	831	831				
os Angeles,	0	DL	1246	738	160	838			838		
York-La Gua	0	DL	3456	CR9	76	840			840		
icago-O'Ha	0	AA	3764	ER4	50	841	841				

:. Petersburg	0	G4	859	320	177	854			
: Denver, C(	0	DL	354	738	160	855		855	
ı-Interconti	0	UA	3750	E7W	76	900			900
: Boston, M	0	DL	1174	717	110	910		910	
t Lauderdal	0	G4	1707	320	177	914			
ıicago-Midv	0	WN	2374	73W	143	920			
: Denver, C(	0	UA	1260	319	128	920			920
rlotte-Dougla	0	AA	5209	CR7	65	924	924		
: Atlanta, GA	0	DL	2848	738	160	925		925	
ıicago-O'Har	0	AA	3389	ER4	50	942	942		
: Detroit, M	0	DL	3347	CRJ	50	1019		1019	
hington-Dull	0	UA	3778	CRJ	50	1025			1025
ington-Nati	0	AA	5445	CR7	65	1037	1037		
Baltimore, M	0	WN	3932	73W	143	1045			
eapolis/St. P	0	DL	2229	M90	158	1106		1106	
: Atlanta, GA	0	DL	2901	M90	158	1110		1110	
ıicago-O'Ha	0	AA	3707	ER4	50	1123	1123		
ıicago-O'Ha	0	UA	5940	CRJ	50	1135			1135
: Newark, N	0	UA	3675	E7W	76	1149			1149
as/Fort Wo	0	AA	4043	E75	76	1201	1201		
: Miami, FL,	0	AA	3806	ER4	50	1204	1204		
: Atlanta, GA	0	DL	2347	M90	158	1220		1220	
ıicago-Midv	0	WN	2417	73W	143	1230			
ew York-JFK,	0	AA	3441	ERD	44	1249	1249		
York-La Guar	0	DL	3334	CR9	76	1300		1300	
hiladelphia,	0	AA	5547	CR9	76	1307	1307		

n-Intercontir	0	UA	6024	E7W	76	1315				1315	
lotte-Dougl	0	AA	5091	CR9	76	1334	1334				
eapolis/St. P	0	DL	3434	CR9	76	1335			1335		
: Detroit, M	0	DL	3492	CRJ	50	1340			1340		
Las Vegas, N	0	G4	1308	320	177	1400					
: Orlando, F	0	DL	803	738	160	1404			1404		
: Atlanta, GA	0	DL	857	738	160	1415			1415		
: Newark, N	0	UA	3974	ERJ	50	1420				1420	
hicago-O'Har	0	UA	4866	CRJ	50	1427				1427	
hington-Dull	0	UA	6189	CR7	70	1445				1445	
Jacksonville,	0	G4	1310	320	177	1450					
rlotte-Dougla	0	AA	5033	CR7	65	1515	1515				
hicago-O'Ha	0	AA	3999	ER4	50	1529	1529				
Philadelphia,	0	AA	5379	CR7	65	1529	1529				
ew York-JFK	0	DL	5289	CR9	76	1532			1532		
lando-Sanfor	0	G4	1300	320	177	1532					
: Denver, C	0	UA	367	320	150	1535				1535	
hicago-Midv	0	WN	3106	73W	143	1545					
Las Vegas, N	0	F9	1121	320	180	1548					1548
llas/Fort Wor	0	AA	2610	M80	140	1558	1558				
: Orlando, I	0	F9	1621	320	180	1614					1614
Toronto, O	0	AC	7324	CRJ	50	1615		1615			

n-Intercontir	0	UA	6045	E7W	76	1645				1645	
: Atlanta, G	0	DL	1386	M90	158	1710			1710		
lotte-Dougl	0	AA	5407	CR9	76	1735	1735				
nicago-O'Har	0	AA	3972	ER4	50	1745	1745				
nicago-O'Har	0	UA	4872	CRJ	50	1757				1757	
: Miami, Fl	0	AA	4677	E75	76	1800	1800				
: Detroit, M	0	DL	3399	CRJ	50	1803			1803		
nicago-Midwa	0	WN	3137	73W	143	1810					
-Ft Walton I	0	G4	1342	320	177	1818					
Paris-De Ga	0	DL	228	76W	226	1822			1822		
: Denver, C	0	F9	647	320	180	1905					1905
: Phoenix, A	0	G4	541	320	177	1931					
an Francisco	0	UA	502	320	150	1938				1938	
: Denver, C	0	WN	3890	73W	143	2010					

Dest	Stops	Mkt Al	Flight	Equip	Seats	Hub Time

WG	G4	WN	Y4	XP	WW	VB	A DEP Hour	B DEP Hour	A DEP Seats	B DEP Seats	ARR Time	AA	AC	DL	UA
											11	11			
											15				
											100				
											113				
											518			518	
								5		140					
								5		50					
		535					5		143						
							5		76						
								5		65					
								6		50					
							6		180						
											603			603	
											619			619	
											627			627	
	630						6		177						
								6		157					
							6		70						
		635					6		143						
							6		180						
							6		50						
								7		76					
							7		76						
	700						7		177						
								7		158					
								7		50					
								7		160					
								7		76					
								7		157					
								7		44					
	730						7		177						
								7		160					
								7		76					
	800						8		177						
								8		160					
								8		158					
								8		157					
											809				
							8		76						
											829				
								8		76					
								8		160					
								8		76					
								8		50					
											845				

853 853
854 8 177
8 160
9 76
9 110
914 9 177
917 917
920 9 143
9 128
9 65
9 160
9 50
955 955
1004 1004
1015
10 50
1022 1022
10 50
10 65
1045 10 143
1052 1052
1056 1056
1057 1057
1105 1105
11 158
11 158
11 50
1131 1131
1135 1135
11 50
1139 1139
11 76
1200
12 76
12 50
1214 1214
12 158
1222 1222
1229 1229
1230 12 143
1234 1234
12 44
1258 1258
13 76
1304 1304
13 76
1310

					1311		1311	
					1311		1311	
		13		76				
					1326		1326	
			13	76				
			13	76				
			13	50				
					1345		1345	
					1349			1349
					1355			1355
					1400			
1400		14		177				
					1402		1402	
					1404			1404
			14	160				
					1411		1411	
			14	160				
		14		50				
		14		50				
					1442			
					1443			1443
					1445	1445		
		14		70				
					1446		1446	
1450		14		177				
					1453	1453		
					1458			
					1500	1500		
					1510			
					1513		1513	
			15	65				
					1518	1518		
					1524			
			15	50				
			15	65				
			15	76				
1532		15		177				
		15		150				
					1541		1541	
					1545	1545		
	1545	15		143				
					1546			1546
		15		180				
			15	140				
		16		180				
		16		50				
					1624		1624	

		16	76					
				1646		1646		
				1700			1700	
				1703	1703			
				1705	1705			
		17	158					
				1716		1716		
				1720	1720			
				1720	1720			
				1725	1725			
				1728				
				1735				
		17	76					
		17	50					
		17	50					
		18	76					
		18	50					
	1810	18	143					
				1815				
				1816			1816	
1818		18	177					
				1821		1821		
				1821		1821		
		18	226					
				1846				
				1847			1847	
				1856			1856	
		19	180					
				1911				
				1912		1912		
				1914		1914		
				1925	1925			
1931		19	177					
				1935				
		19	150					
				1946			1946	
				1954	1954			
	2010	20	143					
				2016			2016	
				2024				
				2031	2031			
				2035		2035		
				2058	2058			

		2100				
		2110	2110			
		2112	2112			
		2118			2118	
		2138			2138	
		2210		2210		
		2212	2212			
		2221			2221	
		2228	2228			
		2234				
		2235				
		2237				2237
		2245			2245	
		2306				2306
		2323				
		2341			2341	
		2355				
####	####	Hub Time				

F9	WG	G4	WN	Y4	XP	WW	VB	A ARR Hour	B ARR Hour	A ARR Seats	B ARR Seats	ARR Bucket	DEP Bucket
									0		50	2	
			15					0		143		3	
			100					1		143		12	
113								1		180		14	
									5		160	63	
													66
													66
													67
													69
													70
													72
													72
									6		160	72	
									6		160	75	
									6		180	77	
													78
													78
													78
													79
													81
													82
													84
													84
													84
													84
													84
													86
													86
													86
													87
													90
													93
													93
													96
													96
													96
													97
		809						8		177		97	
													99
		829						8		177		101	
													102
													103
													104
													104
			845					8		143		105	

			8	65	106	
						106
						107
						108
						110
						110
			9	50	111	
						112
						112
						112
						113
						116
		9		50	119	
			10	50	120	
	1015	10		143	123	
						123
			10	158	124	
						125
						127
						129
		10		76	130	
		10		76	131	
			10	50	131	
		11		50	133	
						133
						134
						136
			11	76	138	
			11	158	139	
						139
			11	50	139	
						141
	1200	12		143	144	
						144
						144
			12	76	146	
						148
			12	44	148	
			12	76	149	
						150
			12	157	150	
						153
			12	158	155	
						156
			13	76	156	
						157
1310		13		177	158	

				13	76	158	
				13	160	158	
							159
				13	160	161	
							162
							163
							164
				13	50	165	
			13		50	165	
			13		50	167	
	1400		14		177	168	
							168
				14	160	168	
			14		70	168	
							168
				14	226	170	
							171
							172
							173
	1442		14		177	176	
			14		150	176	
				14	65	177	
							177
				14	110	177	
							178
				14	65	178	
1458			14		180	179	
				15	50	180	
		1510	15		143	182	
				15	160	182	
							183
				15	140	183	
1524			15		180	184	
							185
							185
							186
							186
							187
				15	157	188	
			15		50	189	
							189
			15		76	189	
							189
							191
							194
							195
				16	158	196	

201

		16	158	201	
		17	50	204	
		17	65	204	
		17	76	205	
					206
		17	50	207	
		17	44	208	
		17	50	208	
		17	76	209	
	1728	17	177	209	
	1735	17	143	211	
					211
					213
					215
					216
					216
					218
1815		18	180	219	
		18	150	219	
					219
		18	160	220	
		18	76	220	
					220
	1846	18	177	225	
		18	50	225	
		18	76	227	
					229
	1911	19	177	230	
		19	158	230	
		19	160	230	
		19	76	233	
					234
	1935	19	143	235	
					235
		19	76	237	
		19	50	238	
					242
		20	76	243	
	2024	20	177	244	
		20	76	246	
		20	76	247	
		20	50	251	

	2100	21	143		252
			21	76	254
			21	65	254
			21	160	255
			21	50	259
		22	50		266
			22	140	266
			22	157	268
			22	50	269
	2234	22	177		270
	2235	22	177		271
		22	179		271
			22	76	273
		23	76		277
2323		23	180		280
			23	160	284
	2355	23	143		287
		####	####		

DHL DEP Hour	DHL ARR Hour
0	1
0	1
0	1
0	1
1	0
1	0
1	0
0	1
1	0
1	0
0	1
1	0
1	0
1	0
0	1
1	0
0	1
0	1
0	1
1	0
0	1
0	1
0	1
1	0
2	0
0	2
2	0
2	0
2	0
2	0
2	0
2	0
2	0
0	2
0	2
2	0
0	2
2	0
0	2
0	2
0	3
0	3
3	0
3	0
0	3

0	3
3	0
3	0
3	0
3	0
3	0
3	0
3	0
3	0
3	0
3	0
4	0
4	0
5	0
0	8
0	8
0	8
0	9
0	9
0	9
0	10
0	10
0	10
0	10
0	10
0	10
0	10
0	10
12	0
12	0
0	13
13	0
13	0
13	0
13	0
13	0
13	0
14	0
14	0
14	0
14	0
14	0
14	0
15	0
0	23
0	23